


### SYSTEM OPERATION

1. Familiarize yourself with the location of the control switch in your vehicle.
2. To inflate the lumbar system, Press the raised side of the control switch and the pump will inflate the bladder located inside your seat. The pump will continue to run as long as the control switch is depressed. Complete bladder inflation can take up to 25 seconds and will not over-inflate.
3. To deflate the lumbar system, Press the low side of the control switch while sitting in the seat. The pressure from your body against the lumbar bladder will force air out of the bladder. Air will be vented out of the lumbar bladder as long as the control switch is depressed and force is applied to the back of the seat. Completely deflating the lumbar bladder can take up to 35 seconds.

### TROUBLESHOOTING

If the **Lumbar Support System** is not functioning properly, check the 5 Amp fuse under the seat and replace if needed. If the system is still not functioning properly, take your vehicle to an authorized Toyota service center for diagnostics.




### SYSTEM OPERATION

1. Familiarize yourself with the location of the control switch in your vehicle.
2. To inflate the lumbar system, Press the raised side of the control switch and the pump will inflate the bladder located inside your seat. The pump will continue to run as long as the control switch is depressed. Complete bladder inflation can take up to 25 seconds and will not over-inflate.
3. To deflate the lumbar system, Press the low side of the control switch while sitting in the seat. The pressure from your body against the lumbar bladder will force air out of the bladder. Air will be vented out of the lumbar bladder as long as the control switch is depressed and force is applied to the back of the seat. Completely deflating the lumbar bladder can take up to 35 seconds.

### TROUBLESHOOTING

If the **Lumbar Support System** is not functioning properly, check the 5 Amp fuse under the seat and replace if needed. If the system is still not functioning properly, take your vehicle to an authorized Toyota service center for diagnostics.




### SYSTEM OPERATION

1. Familiarize yourself with the location of the control switch in your vehicle.
2. To inflate the lumbar system, Press the raised side of the control switch and the pump will inflate the bladder located inside your seat. The pump will continue to run as long as the control switch is depressed. Complete bladder inflation can take up to 25 seconds and will not over-inflate.
3. To deflate the lumbar system, Press the low side of the control switch while sitting in the seat. The pressure from your body against the lumbar bladder will force air out of the bladder. Air will be vented out of the lumbar bladder as long as the control switch is depressed and force is applied to the back of the seat. Completely deflating the lumbar bladder can take up to 35 seconds.

### TROUBLESHOOTING

If the **Lumbar Support System** is not functioning properly, check the 5 Amp fuse under the seat and replace if needed. If the system is still not functioning properly, take your vehicle to an authorized Toyota service center for diagnostics.



### SYSTEM OPERATION

1. Familiarize yourself with the location of the control switch in your vehicle.
2. To inflate the lumbar system, Press the raised side of the control switch and the pump will inflate the bladder located inside your seat. The pump will continue to run as long as the control switch is depressed. Complete bladder inflation can take up to 25 seconds and will not over-inflate.
3. To deflate the lumbar system, Press the low side of the control switch while sitting in the seat. The pressure from your body against the lumbar bladder will force air out of the bladder. Air will be vented out of the lumbar bladder as long as the control switch is depressed and force is applied to the back of the seat. Completely deflating the lumbar bladder can take up to 35 seconds.

### TROUBLESHOOTING

If the **Lumbar Support System** is not functioning properly, check the 5 Amp fuse under the seat and replace if needed. If the system is still not functioning properly, take your vehicle to an authorized Toyota service center for diagnostics.